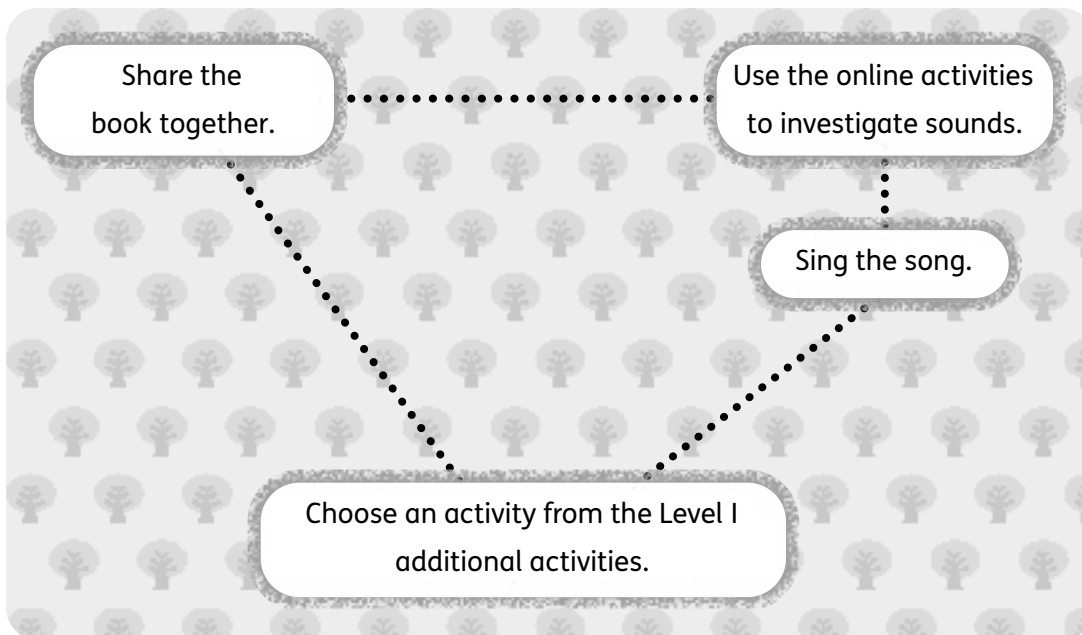


# Teaching Sequence flow charts

## Level 1



Use the online Book-by-Book plan to assist your teaching sequence. You can share the *Sounds Book* together, and encourage children to participate in various activities relating to the book.

For six of the Level 1 books, there are also songs and interactive activities on *Floppy's Phonics Online*, as well as additional activities listed in *Teaching Handbook 1*. These books are listed below:

- *At the Farm*
- *At Home*
- *Fun at School*
- *Out in Town*
- *At the Park*
- *At the Match*

## Levels 1+ to 3

### 1. Revisit and Review

- Revise sounds and graphemes using the *Flashcards*, *Frieze* and *Say the Sounds* Posters. (The Posters are in the *Teaching Handbooks* and *Activity Books*.)



### 2. Teach

- Teach the focus sound and grapheme using the *Flashcards* and *Floppy's Phonics Online*.



### 3. Practise

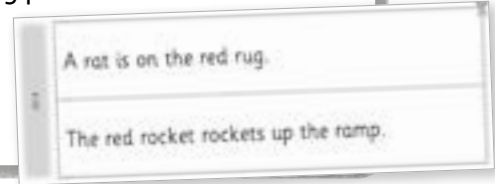

- Practise new and revised sounds and graphemes with the *Sounds Books* and the *Activity Sheets* or *Activity Books*. (The *Activity Sheets* are in the *Teaching Handbooks*.)



#### 4. Apply

After each focus sound and grapheme:

- Use the Cumulative Texts for reading practice. (The Cumulative Texts are in the *Teaching Handbooks* and on the 'Practise your reading and writing' pages in the *Activity Books*.)
- Use the Grapheme Tiles (in *Teaching Handbook 1*) for spelling practice.



#### 5. Consolidate

After each set of three or four sounds and graphemes:

- Use the *Sounds Books* for revision and to build confidence. Activities at the end of each book consolidate learning.
- Encourage children to practise the *Floppy's Phonics Online* activities, either on their own or in pairs.



#### 6. Read

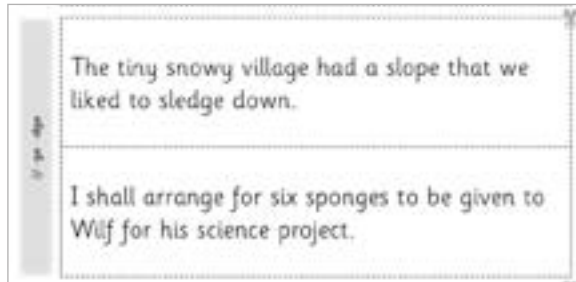
- After completing each Oxford Level of the *Sounds Books* practise reading with *Floppy's Phonics* decodable readers.





## 4. Apply

After each focus sound and grapheme is taught use the Cumulative Texts for reading, spelling and writing practice. (The Cumulative Texts are in the *Teaching Handbooks*.)



## 5. Consolidate

After each set of sounds and graphemes:

- Use the *Sounds Books* to revise the set of sounds and graphemes and to build confidence. Activities at the end of each book consolidate learning.
- Encourage children to practise the *Floppy's Phonics Online* activities, either on their own or in pairs.



## 6. Read

- After completing each Oxford Level of the *Sounds Books* practise reading with *Floppy's Phonics* decodable readers.

