

Welcome to Year One!

Class Teacher:

Miss Moores

Teaching Assistants:

Mrs Meath and Mrs Eastwood



Floppy's Phonics Scheme!

Alongside the reading books, we are using the Floppy's Phonics teaching programme, which is a step-by-step phonics reading scheme. It introduces the children to the letters and sounds (the alphabetic code) that are at the foundation of all reading and writing. We use online interactive pages alongside activity booklets/worksheets.

ee



eel

bee
week
need
tree



Anneena

sleeve

knee

feet

steel drum



ch sh th -ng ai ee


lee can also be spelled like this:

y happy

What other words can you find in the picture with the /ee/ sound in them?
[cheek, teeth, steel band, three drums, heel, green dress]



CORE CURRICULUM



Phonics

- Daily sessions - Floppy's Phonics
- Phonics Play
- Common Exception words
- Phonics Screening - June

Reading

- Guided reading groups
- Children will take home 2 books each week to read at home
- Reading log to fill in at home

Level 3

Floppy's Phonics

ai aim	ee eel	-igh knight	oa goat
-oo cook	oo spoon	ar arm	or fork
ur purse	ow owl	oi oil can	ear ear
air hair	-er builder	er herbs	-ue rescue
-ue glue	-ure pure	-ture picture	

Level 4

Floppy's Phonics

-ay tray	oy toy	ea eat	-ie pie
ow bow	ew newspaper	-ew screw	ou mouth
ir bird	aw yawn	eer deer	-are scarecrow
-ce dance	-ea bread	o onion	-ed dropped rained

Level 5 long vowel sounds

Floppy's Phonics

ai aim	ay tray	eigh 8 eight	-ey grey
a-e cake	a table	-ae sundae	-ea break

ee eel	ea eat	-y happy	e me
-ey donkey	-ie shield	e-e compete	-ine sardines

-igh knight	-ie pie	-y cry	i find	i-e ice
----------------	------------	-----------	-----------	------------

oa goat	ow bow	o old	ou shoulder
------------	-----------	----------	----------------

oo spoon	-ue glue	-ew screw	u-e flute	-o move
-------------	-------------	--------------	--------------	------------

-oe toe	o-e rose	-ough dough	-eau plateau
------------	-------------	----------------	-----------------
























-ou soup	-ough through	-ui fruit	-u super
-------------	------------------	--------------	-------------

-ue rescue	ew newspaper	u uniform	u-e cube	eu feud
---------------	-----------------	--------------	-------------	------------

Useful sound mats - Level 1 and 2



Level 1+



s  sun	a  apple	t  teddy	p  pan
i  insect	n  net	m  man	d  dog
g  gate	o  octopus	c  cat	k  key
-ck  duck	e  egg	u  umbrella	r  rabbit
h  hat	b  bone	f  fish	-ff  cuff
l  lion	-ll  hill	-le  bottle	-ss  dress

Level 2




















j  jug	v  van	w  web	-x  fox
y  yo-yo	z  zip	-zz  buzz	qu  queen
ch  chick	sh  ship	th  this thumb	-ng  ring
-dge  bridge	-ve  glove	wh  wheel	-cks  ducks
-tch  hatch	-nk  ink		

Useful sound mats - Level 3 and 4















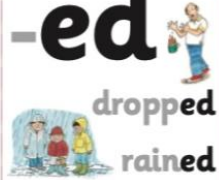
Level 3

Floppy's Phonics

ai  aim	ee  eel	-igh  knight	oa  goat
-oo  cook	oo  spoon	ar  arm	or  fork
ur  purse	ow  owl	oi  oil can	ear  ear
air  hair	-er  builder	er  herbs	-ue  rescue
-ue  glue	-ure  pure	-ture  picture	

Level 4








Floppy's Phonics

-ay  tray	oy  toy	ea  eat	-ie  pie
ow  bow	ew  newspaper	-ew  screw	ou  mouth
ir  bird	aw  yawn	eer  deer	-are  scarecrow
-ce  dance	-ea  bread	o  onion	-ed  dropped rained

Useful sound mat - Level 5

Level 5 long vowel sounds



ai  aim	ay  tray	eigh 8 eight	-ey  grey
a-e  cake	a  table	-ae  sundae	-ea  break

ee  eel	ea  eat	-y  happy	e  me
-ey  donkey	-ie  shield	e-e  compete	-ine  sardines



-igh  knight	-ie  pie	-y  cry	i  find	i-e  ice
--	--	---	--	--

oa  goat	ow  bow	o  old	ou  shoulder
--	---	--	--

oo  spoon	-ue  glue	-ew  screw	u-e  flute	-o  move
---	---	--	---	--

-oe  toe	o-e  rose	-ough  dough	-eau  plateau
---	--	---	--











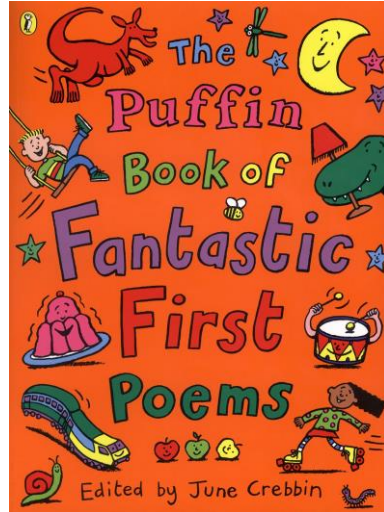





-ou  soup	-ough  through	-ui  fruit	-u  super
---	--	--	--

-ue  rescue	ew  newspaper	u  uniform	u-e  cube	eu  feud
---	---	--	---	--

Year 1
Common Exception Words

Year 1

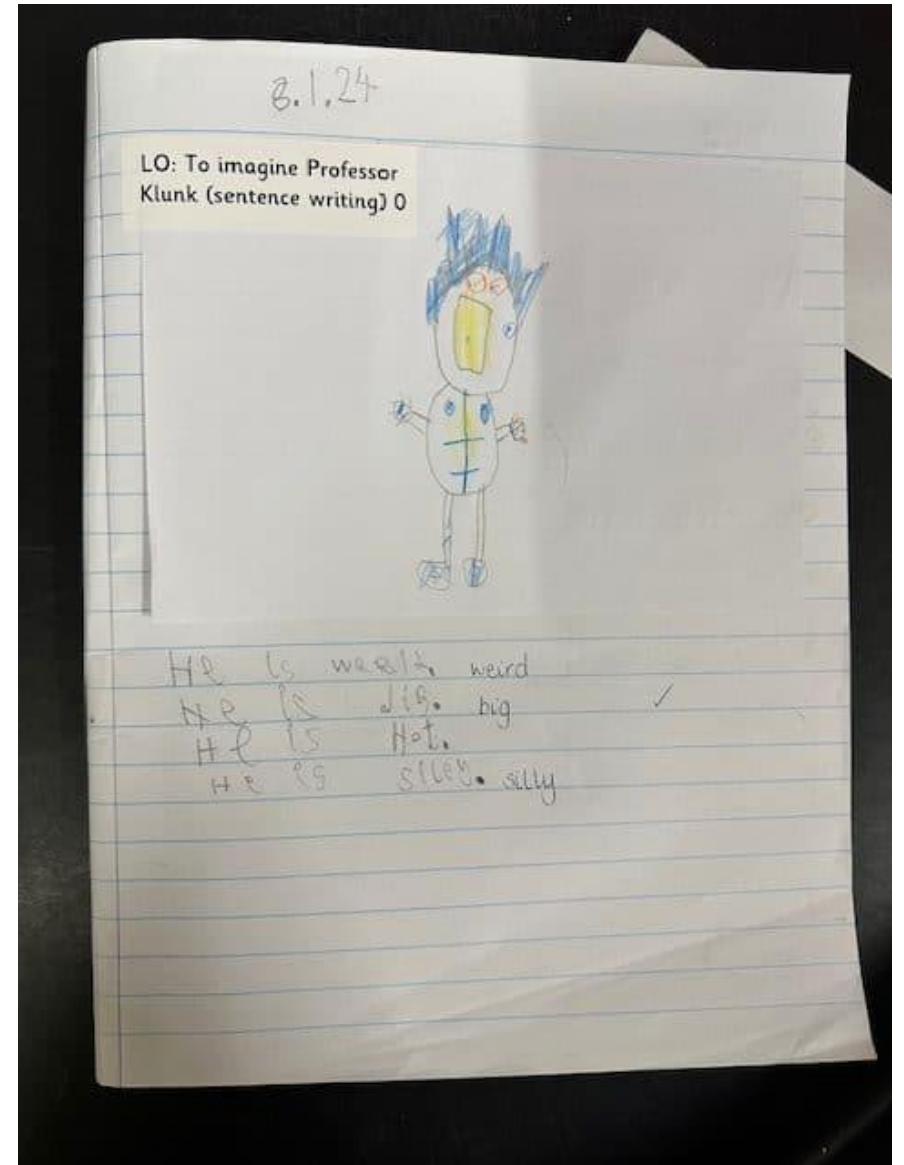
of	I				they
said	the	pull	once	friend	me
put	a	house	one	so	she
are	do	our	ask	by	be
is	to	love	school	my	he
his	no	come	says	here	we
has	go	were	push	some	your
today	where	there	full	was	you




Writing

Curious Quests!

- Writing letters correctly
- Writing simple sentences
- Handwriting- Letterjoin
- Capital letters and full stops
- Leaving spaces between words
- Saying sentences aloud
- Sequencing short sentences to form a narrative and recount of events
- Re-read writing to check it makes sense



Maths



Autumn Term:

- Place Value within 10
- Shape
- Addition and Subtraction within 10


Spring Term:

- Place Value within 20
- Addition and Subtraction within 20
- Place Value within 50
- Length and Height
- Mass and Volume

Summer Term:

- Multiplication and Division
- Fractions
- Position and Direction
- Place Value within 100
- Money
- Time

Religious Education



'To Know You More Clearly' is the new Religious Education Directory.

The overarching theme of this year is revelation; How do people know about God?

- Creation
 - The incarnation of Jesus
 - Jesus is another way people meet God
- Pupils will then understand a simple account of Jesus' life, death, and resurrection
 - The revelation of God in the Holy Spirit

Religious Education - To Know You More Clearly

1. Creation and Covenant
2. Prophecy and Promise
3. Galilee to Jerusalem
4. Desert to Garden
5. To the End of the Earth
6. Dialogue and Encounter

What should I already know?

Mary was chosen to have a baby, which she would name Jesus. Mary and Joseph travelled to Bethlehem, where Jesus was born in a stable.

Hear - What scripture will we hear?

The Annunciation (Luke 1:26-38, focusing on 1:26-32, 38)

The Visitation (Luke 1:39-45)

The Birth of Jesus (Luke 2:4-8)

The Visit of the Shepherds (Luke 2:8-20)

Believe - What do Christians believe?

Because God loves us, he gave us his only Son, Jesus.

God called Mary to be the mother of his Son, Jesus.

Mary said 'Yes' to God's call.

Angels bring God's message and are a sign that Jesus is the Son of God.

The stories about Jesus are in a special book called the Bible.

Knowledge Organiser - To know You more clearly



Key Vocabulary

Jesus

Bible

Annunciation

Angels

Visitation

Hail Mary

Gloria

Celebrate - How we celebrate the Good News

We ask Mary to pray with us and for us and to comfort us in times of need, especially using the prayer Hail Mary.

Hear and begin to join in with the words of the Hail Mary.

Hear or sing the first phrase of the Gloria, recognising it as the angels' song of praise to God.

Live - How we act as Christians

How Catholics around the world show honour to Mary, including diverse representations in art, sculpture and music.

How Christians in their local community celebrate the birth of Jesus.

WIDER CURRICULUM

History



Autumn:

Discovery
History

Spring:


Kings,
Queens and
Leaders

Summer:

Parliament and
Prime Ministers

WIDER CURRICULUM

Geography



Autumn:

Spatial Sense

Spring:

The UK

Summer:

The seven
continents

WIDER CURRICULUM



Science

Autumn:

The Human Body

Animals and
their needs

Spring:

Seasons and
Weather

Taking Care
of the Earth

Summer:

Plants

Materials
and Magnets

KNOWLEDGE ORGANISERS - all accessible on school website



aerial view

what something **looks like from above**

map

a picture showing **where things are located** in an area

location

the place **where something is**

compass

a tool used to **find out directions**

key



a tool used to show **what symbols on a map represent**

symbol

a **picture on a map** that represents something

navigate

to **find the way**



a person who draws maps is called a cartographer



a good map has:

a title

a key

symbols

compass points

RSHE – RELATIONSHIPS, SEX AND HEALTH EDUCATION



Intent

At St. Gregory's Primary School, our RSHE curriculum aims to embrace the challenges of creating a happy and successful adult life.

Pupils at St. Gregory's develop knowledge and skills that will enable them to make informed decisions about their health and wellbeing, relationships and living in the wider world. This will enable pupils to develop the capacity to make sound decisions when facing risks, challenges and complex contexts. At St.

Gregory's, RSHE lessons aim to support children to develop resilience, to know how and when to ask for help and to know where to access support.

In Year 1 we meet God's love
in the family.

To focus on families and
growing up in a loving, secure
and stable home.

To recognise signs that I am
loved in my family.

To recognise how I am cared
for and kept safe in my family.

To celebrate ways that God
loves and cares for us.



CLASS INFORMATION & HOME LEARNING

Thursday!!

PE day - Children should come to school dressed in their PE kit.

Book bag day - Children will receive 2 new reading books every Thursday. Please ensure children bring their bags to school on this day to change the books over.

Homework - Children may be given either a piece of Maths or English homework on a Thursday. Please return it the following Thursday.

CLASS INFORMATION & HOME LEARNING

Online Activities

Spelling Frame

New spellings will be set on Spelling Frame every Friday. We do not have a spelling test in class, but we encourage children to learn these spellings at home and complete the online activities and test on Spelling Frame.

PhonicsPlay

Phonics games to consolidate sounds learned in class.

Numbots

Maths games to reinforce maths learning.

(Logins have all been put in book bags!)

SCHOOL TRIPS

Autumn Term:

- Croxteth Farm
- Pantomime

Summer Term:

- The Story barn at Calderstones Park



GENERAL REMINDERS



YEAR ONE EMAIL



HOME TIME
ARRANGEMENTS



SCHOOL WEBSITE -
CLASS PAGE



WEEKLY BULLETIN,
SCHOOL APP AND
PARENT PAY



LABEL ALL ITEMS
OF CLOTHING



PE KITS & BOOK
BAGS - THURSDAY

yearone@stgregslydiate.co.uk

If you have any concerns, please do not hesitate to come and speak to me. To arrange an appointment, contact the school office.

Thank you for your continued support!